

Hairy Scary flowerpot



What you will need to create your Hairy Scary flowerpot:


- Acrylic paint
- 20cm terracotta flowerpot
- Grass seed
- Compost

Remember to ask an adult for help.




How to make your hairy scary flowerpot

1



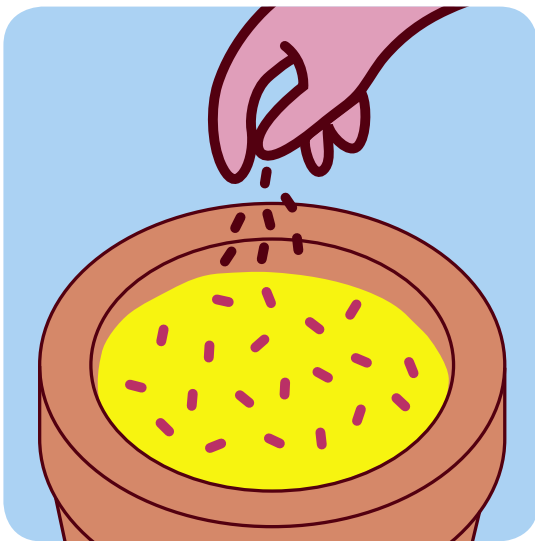
Paint a very scary face on a flowerpot.

2



Put broken crocks or pebbles in the bottom, then fill with compost.

3



Sprinkle grass seeds on top (or use mustard seeds or cress).

4



Monster hair will soon sprout. Remember to keep the compost moist.